CHOREOGRAPHIC INSTITUTE AT THE DANCE LOFT

ACADEMIC COHORT 2019-20

Be among the first to earn an
ICON SMART™ DIPLOMA CERTIFICATION IN CHOREOGRAPHY
Valuable across dance genres

CULTIVATE CHOREOGRAPHIC SKILLS AND A UNIQUE ARTISTIC VOICE
A POST-GRADUATE PROFESSIONAL DEVELOPMENT PROGRAM AND PART-TIME RESIDENCY

A modern curriculum designed by Vladimir Angelov, Founding Director, Dance ICONS, Inc.

This twice-a-week residency program for busy professionals takes place on evenings/weekends
9 months: full winter and spring semesters: 54 lectures in 28 weeks
September 4, 2019 – May 24, 2020
Sessions meet on Wednesdays 7:00 p.m. - 8:30 p.m. & Sundays 11:00 a.m. - 2:00 p.m.
(Except Thanksgiving week, December holidays, and Easter Week)

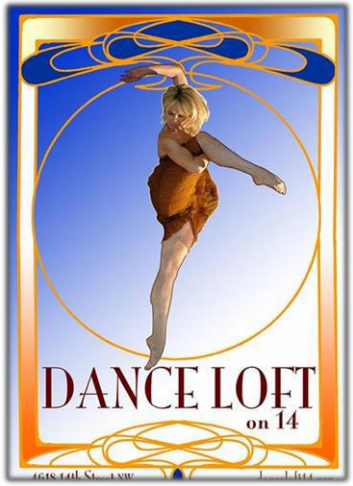

Copyrights by Vladimir Angelov, Author ©

THE COMPLETE PROGRAM PACKAGE INCLUDES:

- Lectures, in-studio assignments, mentoring, and work-in-progress feedback sessions
- Supportive, creative environment to develop as a choreographer, with particular focus on finding your choreographic voice
- Developing and premiering a 12- to 21-minutes group work in a fully produced concert at DANCE LOFT 14 THEATER – May/June 2020
- Dedicated costume and lighting designer for your new work at the concluding Thesis Concert
- 5- hours per week free rehearsal space at DL14, starting in February 2020, during weekdays, and weekend mornings and evenings
- Winter audition and casting of local artists, and affiliated DL14 and DC Metro Area dancers
- Free 2-year membership in Dance ICONS, Inc. – a $150 value, featuring access to global choreographic resources and opportunities
- Priority for participation in free Choreographic Talks with prominent guest speaker-choreographers such as Rennie Harris, Annabelle Lopez Ochoa, Kyle Abraham, Liz Lerman, Mats Ek, etc.
- Certification in the ICON SMART™ METHOD, with OFFICIAL DIPLOMA signaling completion of the curriculum
- Digital filming of the new works in performance with a copy available in Dropbox
- 15% discount on Dance Loft classes
- Complimentary Dance Loft membership (includes 20% discount on 2019-2020 season)
- Free signature ICONS T-Shirt and closing season wine and cheese reception – May or June 2020

REQUIREMENTS:

- Age 21 and up by September 4, 2019
- Formal dance training in school/college and performance experience in any dance style or genre
- Artistic drive and passion to choreograph!

AFFORDABLE TOTAL TUITION FOR NINE MONTHS: $4,500

-

An initial deposit of $650 will reserve your place in the program. An additional $650 will be due by the start of classes on September 4, 2019, and the rest of the payments will be due in 8 monthly installments of $400. All tuition payments will be conveniently made through online invoices sent by email from the Dance Loft.

To register, complete the inquiry form at: danceloft14.org, or write to etta@danceloft14.org

REGISTER NOW – SPACE IS LIMITED! Only 7 spaces are available.

Copyrights by Vladimir Angelov, Author ©

What does ICON SMART™ mean?

ICON SMART™

INSTRUMENTS OF CHOREOGRAPHY AS OBJECTIVE NORMS –

SYSTEMATIC METHOD FOR ARTISTIC RESEARCH AND TRAINING™

DESCRIPTION OF NINE MONTHS PROFESSIONAL DEVELOPMENT RESIDENCY

The craft of choreography is as old as human history. However, there are only a couple of ways dance making is currently taught: the "experiential" way – inheriting wisdom from master choreographers and then self-learning by trial and error – or the "intellectual" way – studying patterns and formulas simplified by academic researchers with very good intentions but limited professional choreographic careers. Both learning processes might lack modernity and opportunities for choreographers to find their own artistic voice.

ICON SMART™ METHOD

The method offers a pioneering, multidimensional, and cross-disciplinary approach that integrates **modern scientific processes,** such as brainstorming, problem solving, innovative thinking, business, statistics, human development, psychology, neuroscience, and computer science. Choreographers educated through this method will be equipped to create new unique dances that are relevant in the 21st century.

ICON SMART™ TRAINING

Educates a choreographer on how to:

- Understand the historic development of choreography as a profession
- Learn the fundamentals of dance making and construction
- Foster creative habits and proficiency in dance composition
- Conduct artistic research and expand intellectual repertory
- Cultivate a singular artistic voice and unique dance and choreographic individuality

Copyrights by Vladimir Angelov, Author ©

ICON SMART™ System for Learning & Developing Choreographic Skills

Practical and affordable choice for emerging artists who wish to immerse themselves in the processes and practice of choreography. It combines:

- Structured in-class lectures with PowerPoint visuals
- Practical movement, creative, and choreographic assignments in the studio
- Mentorship, evaluation, and constructive feedback by professionals and peers
- Discussions and meetings with master choreographers across genres to engage in diverse perspectives and practices in examining the choreographic process
- Tools and practices to conduct artistic research in preparation for the creative process
- Experience to produce full artistic work in shared and safe environment
- Creative time with dancers to experiment, invent, edit, and finalize ideas to make artistic work of the best possible quality

ICON SMART™ Curriculum

The Curriculum unfolds over **nine months** and contains **fall and spring semesters** of **14 weeks each** with lectures twice weekly – a total of **58 engaging lectures**. Every few weeks, different "units" are presented, and each lecture is followed by homework – choreographic assignments of increasing complexity.

The midweek lecture is presented by the professor using PowerPoint visuals and accompanying handouts. The lesson concludes with movement exercises and a choreography assignment. The weekend lecture consists of movement practices and showings with constructive feedback and discussion with the professor and your choreographic peers.

ICON SMART™ Professional Certification in Choreography

The certification process confirms that the choreographer has completed the fundamentals of study and practice required for choreographing professionally, and it enables a choreographer to: a) implement the fundamentals of creative practices, b) exercise professional competency in choreography, and c) educate others and advocate for standards of excellence in the choreographic field.

BELOW ARE SAMPLES OF CURRICULUM, POWER POINT, HANDOUTS, SCHEDULE, AND THE CERTIFICATION DOCUMENT

Copyrights by Vladimir Angelov, Author ©

ICON SMART™

INSTRUMENTS OF CHOREOGRAPHY AS OBJECTIVE NORMS – SYSTEMATIC METHOD FOR ARTISTIC RESEARCH AND TRAINING™

CURRICULUM

Curriculum of One Academic Year in Choreography and Dance Composition – 1st and 2nd Semesters

- Lectures

- Practical assignments, shared exercises and showings

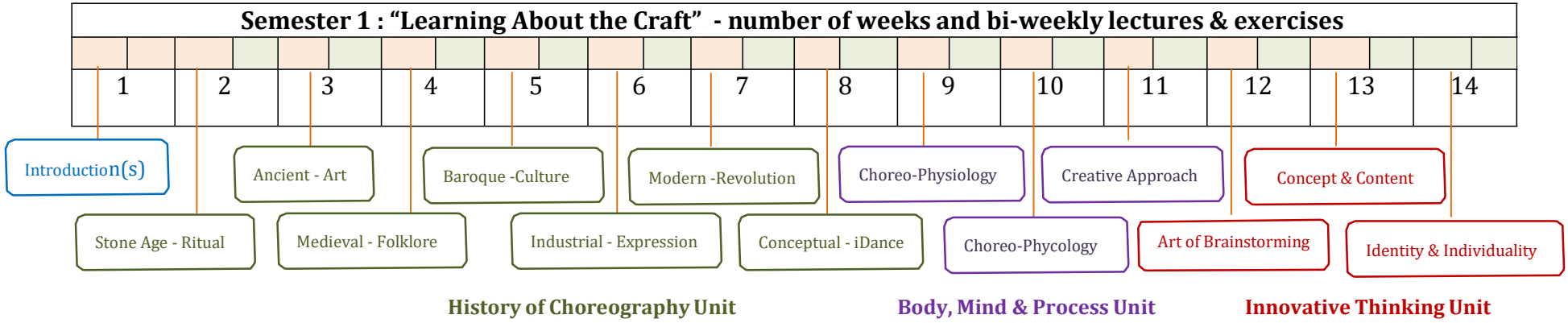

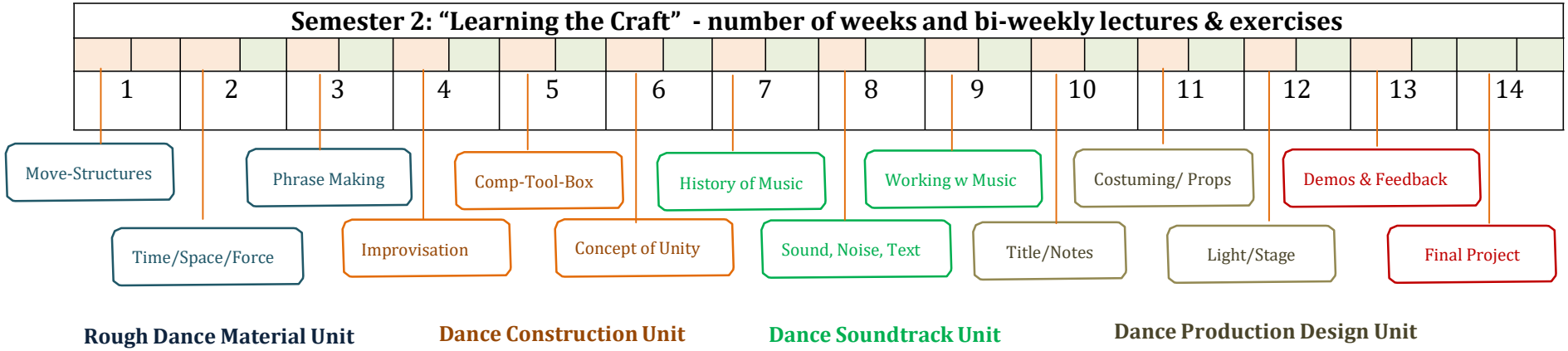

Copyrights by Vladimir Angelov, Author ©

LECTURE SAMPLE

SEMESTER 1, LECTURE 2: How to Choreograph a Ritual?

CAVEMAN CHOREOGRAPHER JOB DESCRIPTION

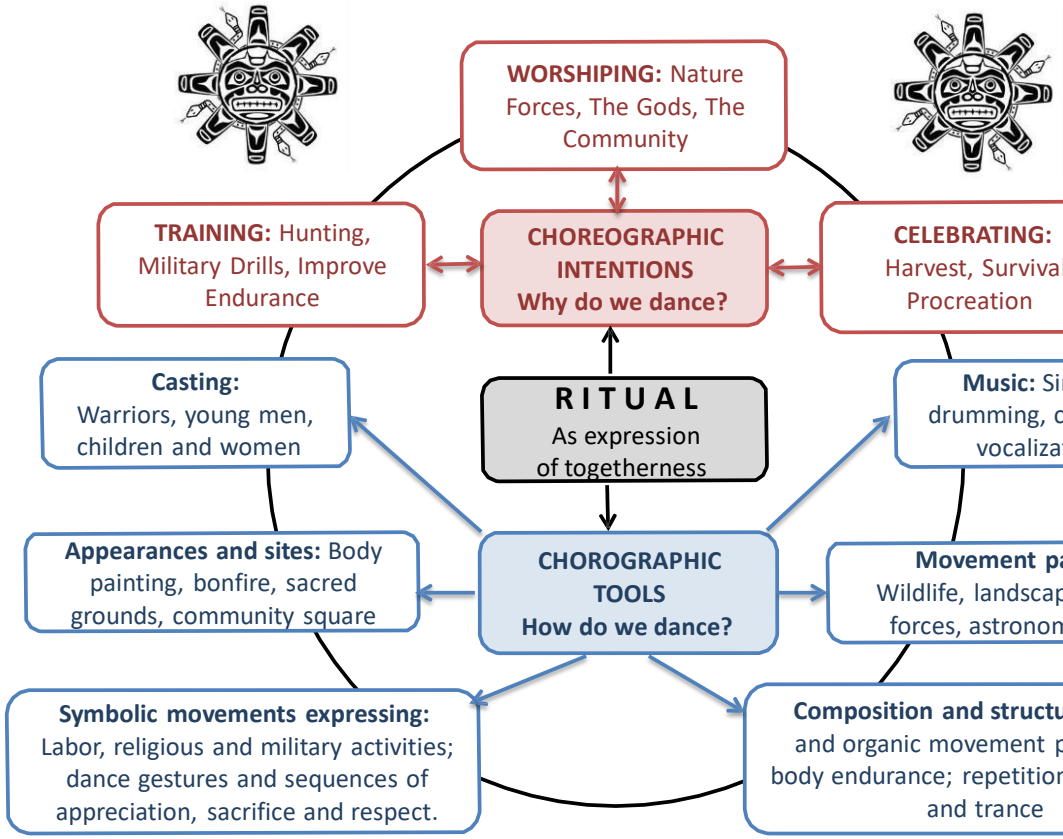

Copyrights by Vladimir Angelov, Author ©

ASSIGNMENT SAMPLES

SEMESTER 1, LECTURE 2: How to Choreograph a Ritual?

Research Assignment: A. Use online, library, and video resources to do a choreographic study of an early ritual. This ceremony could originate and still be in practice around the world by indigenous African tribes, Tibetans, Papua New Guineans, or other early cultures.

B. Research and describe in writing the themes of the ritual, the motivation behind it, and the movement images driving the action. Then, analyze and explain how and why the specific movement vocabulary expresses the meaning and purpose of the ritual.

C. What were the strongest movement images you have discovered? Present a short movement demonstration summarizing the ritual.

Creative Exercise: A. Choreograph a short dance ritual presentation. Imagine being placed in the pre-historic age, where you are in charge of choreographing a ritual. Choose one of the ritual themes listed under "Choreographic Intentions" from graph above. Pick one of the choreographic intentions and envision and outline dance action to support your choice.

B. Refer to the "Choreographic Tools" from the graph above. Create movement vocabulary expressing the content of your ritual and generate a short dance sequence. Continue developing the dance patterns through the space and conceive a beginning, middle, and end of the whole presentation.

C. In the "Choreographing Tools," you will also find various production aspects. What are the objectives of the participating dancers and what kind of music accompaniment would suit your dance ritual? Consider using supportive elements such as: stage configuration, the natural surrounding or environment, the audience arrangement or participation, the use of props and tools, and costumes, masks, and the body/skin/face appearance.

Comparative Challenge: A. Create a ritual based on your own current daily life and composed of casual gestures. The target content might include: morning wake-up, making breakfast, doing homework, taping social media, getting ready for an outing, favorite activity with a friend.

B. Explore creatively how you can turn your daily contemporary repetitive movements and gestures into ritual expression of survival, training, worship and celebration.

C. Compare and analyze your contemporary dance ritual with an authentic prehistoric one. What are the differences and the similarities?

Copyrights by Vladimir Angelov, Author ©

LECTURE SAMPLE

SEMESTER 1, LECTURE 9: The Body as the Work of Art

KINESIOLOGY + CHOREOGRAPHY = DANCING PHYSICS

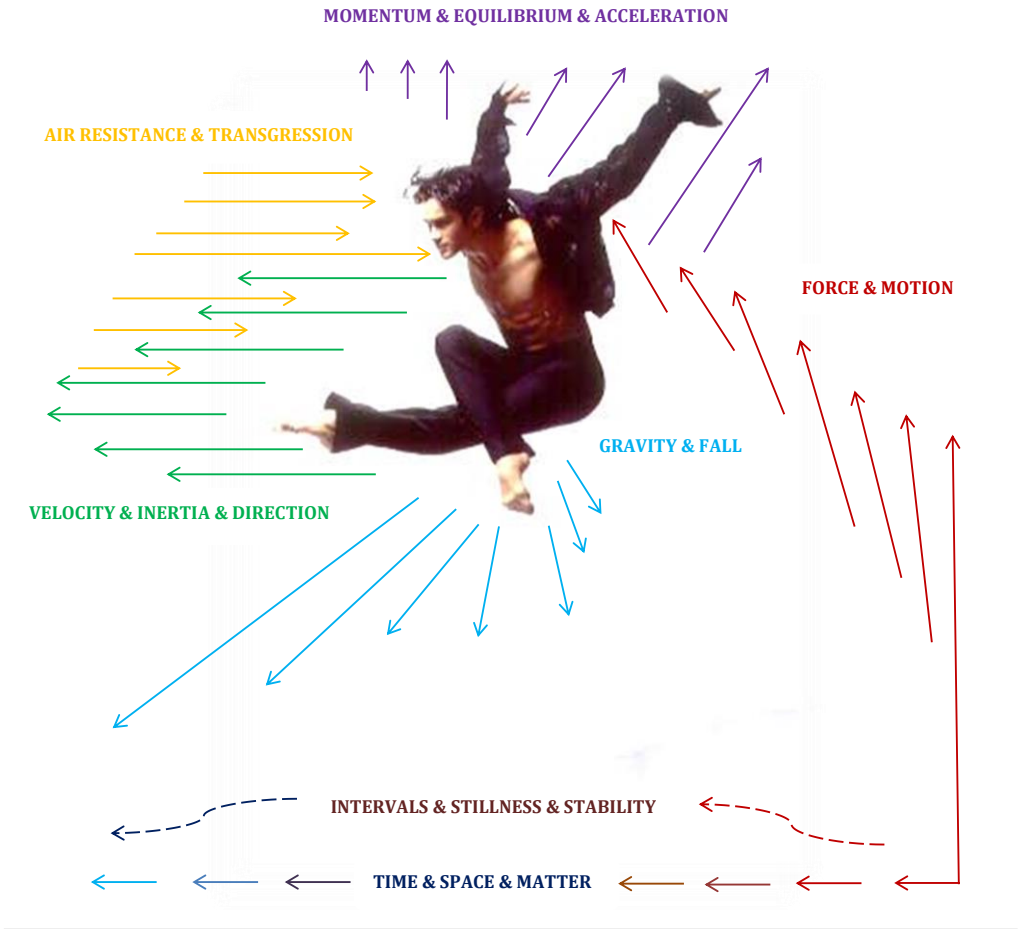

Rasta Thomas in Vladimir Angelov's *Nostalgia*

Copyrights by Vladimir Angelov, Author ©

LECTURE SAMPLE

SEMESTER 2, LECTURE 6: The Concept of Unity!

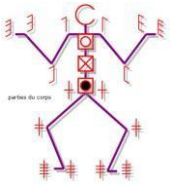

THE ART OF DANCE COMPOSITION & CHOREOGRAPHY

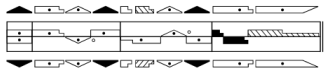

CONTENT: WHAT TO DANCE ABOUT?

FORM: BUILDING COMPONENTS AND STRUCTURES

PROCESS: CREATIVE PRACTICE

Pose + Shape + Posture = **MOVEMENT** . . . .

. . . . Movement + Movement + Movement = **PHRASE** . . . .

. . . . Phrase + Phrase + Phrase = **SECTION** . . . .

Section + Section + Section = **DANCE PIECE**



WORKING WITH THE MUSIC

Selection → Experimentation → Visual Approach

PERFORMANCE FORMATS & SIZE

Solo(s) & Duet(s)

Quartets & Group Work

Multiple Dances & Movement Scenes

Improvisation

Construction

Composition

PRODUCTION

Costumes

Lighting Design

Large Dance Work

Copyrights by Vladimir Angelov, Author ©

CHOREOGRAPHIC INSTITUTE AT THE DANCE LOFT - CIDL

SAMPLE OF

ICON SMART FORMAL CERTIFICATION DOCUMENT

ICON SMART™ USA
INSTRUMENTS OF CHOREOGRAPHY
AS OBJECTIVE NORMS
SYSTEMATIC METHOD FOR
ARTISTIC RESEARCH
AND TRAINING™

DIPLOMA CERTIFICATION

No. 2017NF0520737
MAY 20, 2017, WASHINGTON, DC

CONFIRMING THAT THE CHOREOGRAPHER BELOW

NANCY FLORES TIRADO

HAS COMPLETED AN INTENSIVE STUDY PROGRAM OF ONE ACADEMIC YEAR, WHICH INCLUDES ALL REQUIRED READING, RESEARCH, ASSIGNMENTS AND FINAL THESIS PROJECT, AND HAS GAINED BASIC KNOWLEDGE, SKILLS AND INTELLECTUAL UNDERSTANDING OF THE CRAFT OF CHOREOGRAPHY, AND THEREFORE IS AWARDED THIS DIPLOMA CERTIFICATION IN THE ICON SMART™ USA METHOD.

INTERNATIONAL CONSORTIUM FOR ADVANCEMENT IN CHOREOGRAPHY, INC

ICONS SMART™ is t he officially recognized choreographic learning method of Dance ICONS, Inc . a nonprofit 5 0 1 -(c) -3 , which is an equal opportunity educational organization and professional associations

Vladimir Angelov, Founder and Director, ICON SMART Choreographic Institute

Dance ICONS, Inc. information at **www.danceicons.org** and contact at: **info@danceicons.org**